

Date	Revision
4.11.25	1



## Installation Instructions: Powertron 600/1200W Driver Box Code: 11842

Read these instructions before installation and retain for future reference.  
This equipment should be installed by a competent electrician

### Important Information

We recommend that luminaires are installed by a qualified electrician ensuring the installation complies with current IEE wiring regulations BS7671:2018 & local building control..

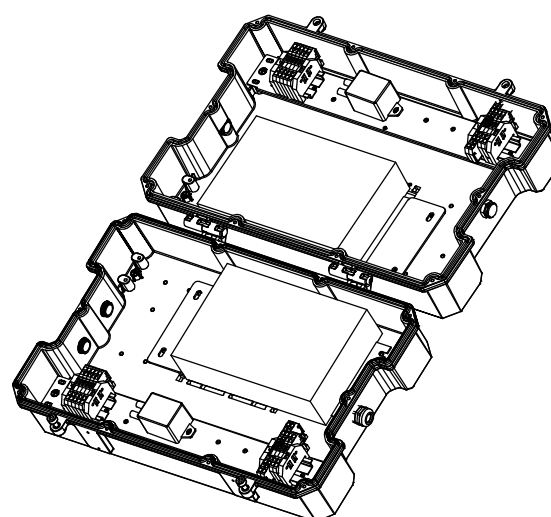
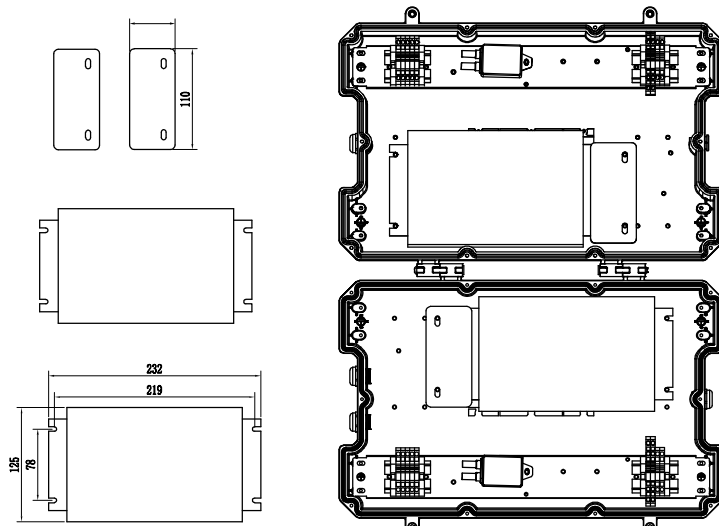
- BELL will not accept responsibility for any claims arising from a poor installation.
- Always switch off mains supply before installing.
- All tests should be carried out in accordance to EN 50172:2004

This product may contain substances that can be hazardous to the environment if not disposed of properly. Electrical and electronic equipment should never be disposed of with general household waste but must be separated for its correct treatment and recovery.

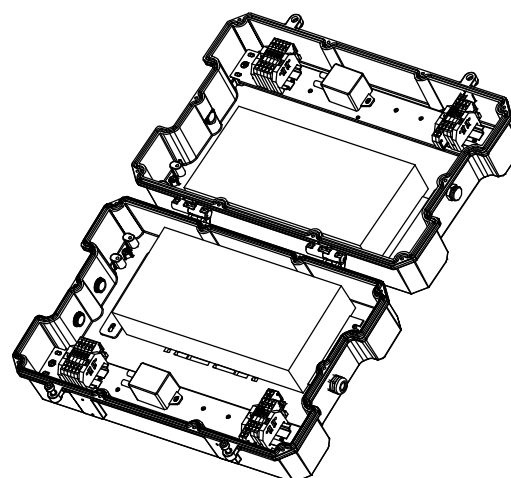
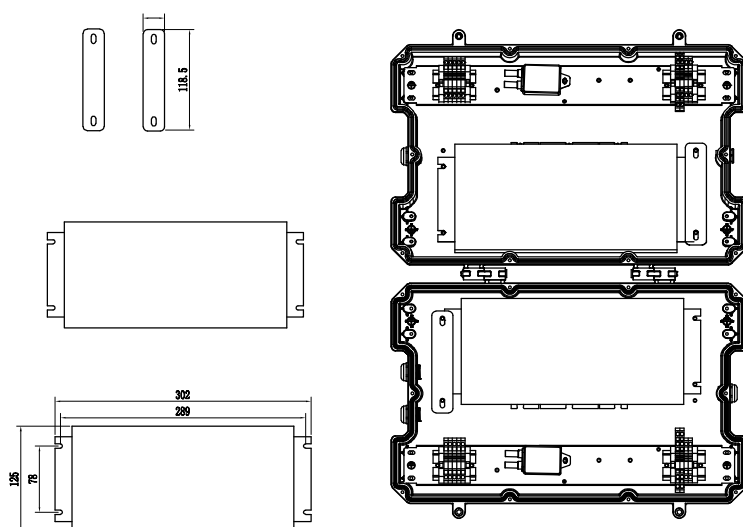
Where possible recycle your packaging.



### 600W Driver



### 1200W Driver



Technical Helpline +44 (0)1924 893380

[www.belllighting.co.uk](http://www.belllighting.co.uk)

British Electric Lamps Ltd  
BELL House, Foxbridge Way, Normanton Industrial Estate  
Normanton, West Yorkshire. WF6 1TN

T: +44 (0)1924 893380 F: +44 (0)1924 894320  
E: [sales@belllighting.co.uk](mailto:sales@belllighting.co.uk)

[www.belllighting.co.uk](http://www.belllighting.co.uk)